



LUXE CANTILEVER®



INTRODUCING THE LUXE CANTILEVER®

Meet the ground-breaking Australian-made shade solution, redefining the limits of a pergola with its gravity-defying, 2-post levitating design*.

Never before has there been a cantilever pergola offering this level of engineering excellence, aesthetic appeal, customisation, comfort and practicality.

And now, we offer even more choice, with the introduction of the new LUXE CANTILEVER® LITE, LUXE CANTILEVER® MAX and LUXE CANTILEVER AERO™ so you can select the perfect shade solution for your space.

Versatility in design: Whether you're after a cantilever pergola or a cantilever carport, The LUXE CANTILEVER® has a sleek, versatile design that can be positioned unobtrusively along a boundary, creating a sense of luxury and openness, a shady sanctuary without poles to walk into or obstruct your view. This makes it the perfect solution for by the pool, carports, smaller spaces or anywhere two posts are better than the traditional four post design.

Expert engineering for strength, stability and ease of installation: The LUXE CANTILEVER® patent-pending pergola or carport has been expertly engineered, tested and certified to provide the benefits of a floating pergola without compromising on stability, so you can confidently say goodbye to those two pesky posts in the way. The LUXE CANTILEVER® is engineered for the toughest Aussie weather, as well as for easy installation, ensuring a seamless and hassle-free process from start to finish.



meet the chippies taking the industry by storm...

Starting the award-winning decking and pergola business, Life Outdoors from his Sydney garage in 2012, founder and chippie Tim Oake repeatedly saw the need for a cantilever pergola that did away with front posts - especially valuable around pools and carparks.

With nothing available on the market that came close to meeting his fastidious standard of quality, engineering rigor and aesthetics, his mission quickly became inventing a solution himself. Thus, the Luxe Cantilever® was born.

Looking to scale the business, Tim teamed up with Sydney Metro Decking chippie, Chris Miller. Together they focused on transforming the pergola market with a superior design for homeowners, that also made life easy for chippies with a simple installation process and excellent support for the installer network. Over two years, they refined the design, focusing on technical execution, engineering and manufacturing to bring the Luxe Cantilever® to the market.

Tim can be characterised as a visionary entrepreneur, a restless innovator and an avid Sharkies fan. Chris is the go-getter who never gives up until he accomplishes what he's set out to achieve and loves working closely with the installer network to ensure their success. They're both workaholics, passionate about 'doing things right' and are both loving husbands and dads to young children, active in multiple local community clubs.



TIM & CHRIS

WHY LUXE CANTILEVER®

Unobstructed visibility and movement:

Revel in uninterrupted views and free movement with the absence of traditional front support posts. Create an uncluttered and visually spacious outlook, allowing you to feel more connected with the surrounding landscape. A game changer for around pools and driveways!

The Ultimate in Comfort:

Fully insulated roofing provides the ultimate protection and thermal comfort, while the option for a louvred roofing system allows for flexibility to allow sunlight when needed.

Superior customisation options :

With a huge range of colour and finish options, you can tailor the perfect LUXE CANTILEVER® for YOU. Insulated panel roof or louvres, aluminium or steel, all surface colours, roof panel finish, accessories such as lights and fans - all customisable to your taste.

Premium, sophisticated design :

Where other pergolas use unsightly designs and connections, creating a purely utilitarian structure, we've made structural integrity into an art form with a sleek, sophisticated design that visually enhances, rather than detracts from your home.

Easy Maintenance:

All materials used have an easy, wipe down surface, and the roof structures are strong enough to withstand a rigorous clean.

Unsurpassed Engineering for Durability:

Your LUXE CANTILEVER® is designed to withstand the harshest Aussie weather with the utmost structural integrity. Our roof panels are also hail-proof, ensuring your LUXE CANTILEVER® looks great for years to come.

Superior in every way,
there's simply nothing
else that compares on
the market.

sleek sophistication.
enduring strength.
insulated comfort.
the epitome of...

LUXE





LUXE CANTILEVER® LITE

For when less is more...

Light-weight, durable aluminium frame.

For smaller designs up to 4x3m.

Our most cost effective model, perfect for pool areas, outdoor lounge and BBQ areas.



LUXE CANTILEVER®

The Original Luxe Cantilever®

Offers the weight and strength of a steel frame, scalable to any custom size up to 6m wide x 4m projection.

Perfect for larger pool areas, outdoor lounge and carports.



LUXE CANTILEVER® MAX

The ultra strong XL Luxe Cantilever®

Heavy duty steel frame, suitable for sizes from 6x4m up to 6x6 or 7x4m.

Perfect for large outdoor spaces, carports and where extra sturdiness is required.



LUXE CANTILEVER® AERO

The light and airy Luxe Cantilever Aero

Light-weight, slatted aluminium frame with custom sizes up to 4x3m.

For those who prefer dappled light, rain-fall reaching the garden underneath and the opportunity for a living canopy such as bougainvillea creeping and cascading overhead.

MODELS



LUXE CANTILEVER® LITE

Everything you love about the original LUXE CANTILEVER®, just made LITE.

Sleek, clean design: check. Thermally comfortable insulated panels: check. And now, in heavy-duty aluminium, so you can enjoy everything LUXE CANTILEVER® has to offer, but in a more light-weight, budget-friendly design. It's style, made simple.

Choose from a handpicked selection of finishes to suit your home and outdoor vibe. Whether you're creating shade in a courtyard, defining a cosy hangout space, or adding some shade poolside, the LITE delivers that custom-designed look - minus the custom-designed price tag (and the heavy lifting).

With just two posts and a max 4m x 3m size, it fits neatly into tight spots and along boundaries, making it ideal for smaller backyards, compact projects, or cost-conscious builds. It's smart, efficient design — without compromising on looks or comfort.



Specifications:

Sizes: Any custom size up to 4x3m

Height: 3.0m max height (can be customised)

Engineered, powder-coated aluminium frame.

Roof: Insulated roofing (50-75mm options)

Ground fixing: bolted into 200mm concrete slab or set into concrete piers.

LUXE LITE



LUXE

LUXE CANTILEVER®

Sleek. Sophisticated. The Original game-changing design.

Before there was LITE. Before there was MAX. There was the Luxe Cantilever®. The one that started it all. Bold in design, brilliant in function, this fully-engineered, insulated pergola redefined what outdoor structures could be. With its iconic, two-post, gravity defying form, it creates a clean, open space that feels as luxurious as it looks.

Crafted with a robust steel frame and built to last, the LUXE CANTILEVER® spans up to 6m length x 4m projection before calling in the muscle of the MAX. Whether you're creating a poolside lounge, an outdoor dining space or a carport, this is the structure that sets the standard: strong, stylish and fully engineered.



Specifications:

Sizes: fully customisable up to 6x4m

*length can be extended with additional support posts.

See the Luxe Multi

Height: 3.0m max height (can be customised)

Engineered, powder-coated steel frame.

Roof: Insulated roofing (75-100mm options)

Ground fixing: set into concrete piers.

Engineered, tested and certified

CANTILEVER

CARPORT

Your car deserves some love too!

The LUXE CANTILEVER® makes the perfect carport, adding sleek sophistication and curb appeal to your home with all the practical benefits of shelter for your vehicle. No need for posts in the middle of your driveway that make backing in safely a daily challenge, nor for the costly job of building a new garage.

The two-post design makes easy work of fitting around awkward shaped driveways, and let's be honest, parking under a carport is a lot less hassle than trying to open your car door in a garage to get in and out!

A standard size carport is 6x3m - 6x4m, however the LUXE CANTILEVER® MAX model can also be used as a double carport at 6x6m.



LUXE CANTILEVER[®] MAX

When only the biggest and the strongest will do.

The LUXE CANTILEVER[®] MAX is the strongest and most spacious model in our range. With spans reaching up to 6x6m or 7x4m, and engineered to handle wind-prone regions*, the MAX brings serious performance with a heavier-duty frame and post structure, with the same stunning, two-post floating design that defines the LUXE CANTILEVER[®] range.

*Speak to your installer for more details



Specifications:

Sizes: fully customisable up to 6x6 or 7x4m

*length can be extended with additional support posts

Height: 3.0m max height (can be customised)

Engineered, powder-coated steel frame.

Roof: Insulated roofing (75-100mm options)

Ground fixing: set into concrete piers

Engineered, tested and certified

LUXE MAX



Specifications:

Sizes: fully customisable up to 6m projection and any length with additional support posts.

Height: 3.0m max height (can be customised)

Engineered, powder-coated steel frame.

Roof: Insulated roofing (75-100mm options)

Ground fixing: set into concrete piers

Engineered, tested and certified



It just goes on and on and on...

The LUXE CANTILEVER® MULTI is for where you need a pergola longer than our standard maximum lengths. Your Luxe Cantilever can continue indefinitely with the addition of rear posts for structural support. Speak to your installer for more details.

LUXE MULTIBAY

NEW



Specifications:

Sizes: fully customisable up to 4x3m

*length can be extended with additional support posts

Height: 3.0m max height (can be customised)

Engineered, powder-coated steel frame.

Roof: Aluminium slats

Ground fixing: set into concrete piers

Engineered, tested and certified

Open skies, luxe vibes - it's LUXE AERO™

The LUXE CANTILEVER® AERO is an architectural shade solution for those who prefer dappled light, circulating air, rainfall reaching your garden underneath and the opportunity to create a more natural, living canopy such as with Bougainvillea, Wisteria, Ornamental grape or Star Jasmine.

Grow vines to create a full shade cover, or leave it as is for a pergola that provides dappled light in the heat of the day and full coverage as the sun is lower. It's a versatile option that adds a touch of class to any backyard or pool area.

LUXE AERO



CUSTOMISE YOUR LUXE CANTILEVER®



FRAME
COLOUR

Surfmist

Pearl White*

Night Sky*

Monument*



CEILING
FINISH

Colours

Pearl White*

Cream

Merino

Finishes

Golden Oak

Luxline*

Smooth*

Micraline

Embossed


*Full options are available for the LUXE CANTILEVER® and MAX versions only. The LUXE LITE has a limited selection of our most popular options marked with an asterisk. Additional fee may apply for Night Sky. Colours may appear slightly different in print to the finished product.



ROOF STYLES



Spacemaker*



Versalink



Corrolink

ENHANCEMENTS



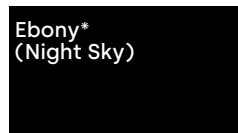
Downlights*
(optional dimmers)



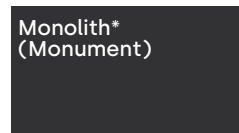
Ceiling fans*



ROOF COLOUR



Ebony*
(Night Sky)



Monolith*
(Monument)



Iron Grey
(Ironstone)



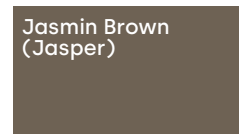
Caulfield Green
(Cottage Green)



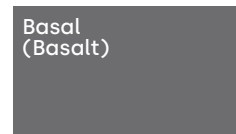
Mint Green
(Pale Eucalypt)



Slate Grey
(Woodland Grey)



Jasmin Brown
(Jasper)



Basal
(Basalt)



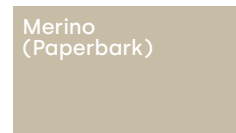
Wallaroo
(Wallaby)



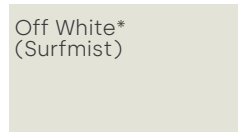
Armour Grey
(Windspray)



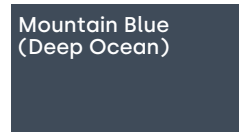
Birch Grey
(Dune)



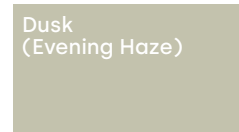
Merino
(Paperbark)



Off White*
(Surfmist)



Mountain Blue
(Deep Ocean)



Dusk
(Evening Haze)



Gull Grey
(Shale Grey)



Heritage Red
(Manor Red)



Gulf
(Gully)



Smooth Cream
(Classic Cream)



Unizinc
(Zin1calume)

COASTAL PROTECTION


If your LUXE CANTILEVER® is going to be situated in a coastal environment, we recommend using Versiclad's Magnaflow technology, which provides durability and resilience against harsh coastal elements. Enjoy the beauty of coastal living without compromising the longevity and performance of your LUXE CANTILEVER®.



Got something unique in mind?

The LUXE CANTILEVER® is a versatile option that can be customised to create a unique solution for your project. Whether it's building on a steep block, adding a back wall, building into a feature retaining wall, feature screens, showers, arched entrances or something entirely new, get in touch to see how the Luxe Cantilever can take the hassle out of custom shade designs for your project.

We love working with architects and landscapers to bring new ideas to life.



GET INSPIRED

Award-winning landscapers love LUXE CANTILEVER too!

"I've been working with Luxe Cantilever founder, Tim for over ten years and he's an absolute legend! Everything I've designed, he and his team have found a way to bring to life, with build quality that has been consistently impeccable. The Luxe Cantilever delivers at every point: a sleek, customisable design that looks at home in high end residences, durable, easy maintenance for clients and easy to install. Plus their service is unbeatable. It's my go-to for shade in my landscaping projects."

Corey Fox - Corey Fox Landscaping



**COREY FOX
LANDSCAPING**





2026

LUXE CANTILEVER[®]
pergolas & carports

Go to www.luxecantilever.com.au, call **0450 285 238**
or get in touch with your local authorised installer.